

ROLLANT 355 RC UNIWRAP 355 RC COMFORT  
355 RC 354 354 RC

**CLAAS**

Baling and wrapping  
with one machine.



Systemised forage harvesting.





When harvesting forage, every minute counts. What you need is a partner who can offer much more than just robust machinery. Outstanding product quality and excellent customer service are required, for example. And a continuous forage harvesting chain which precisely integrates every process from mowing to tedding and swathing through to collection.

Thanks to our expertise and experience, we are today one of the leading providers of systems involving forage harvesting. But we have always kept our feet on the ground. Whether you are farming 10, 100 or 1,000 hectares, you will always find the right solution for you in our product range. And our solution will guarantee you forage of the highest quality.

## For professional use.

Different countries. Different bales. ROLLANT is the best-selling silage baler in the world.

The balers within the ROLLANT 355 series are specially built for professional heavy-duty silage baling. At the same time, the ROLLANT 355 RC is the basic unit of the UNIWRAP combination. The UNIWRAP concept combines baling and wrapping operations in a single unit that can be operated by a single driver from a single tractor.

The ROLLANT 354 is your first step to professional harvesting. The heavy-duty concept so successful on the ROLLANT 355 also makes the 354 ideal for silage harvesting.

Even after building more than 80,000 balers, we still have not run out of ideas.





1976  
Introduction of the ROLLANT 85 round baler (bale size 1.50 x 1.80 m).

1979  
Series extended to include the ROLLANT 62 (bale size 1.20 x 1.60 m).



1981  
ROLLANT 44 (bale size 1.20 x 1.20 m).

1982  
ROLLANT 34 (bale size 1.20 x 0.90 m).

1983  
Introduction of the ROLLATEX net wrapping system – Licences to other manufacturers.

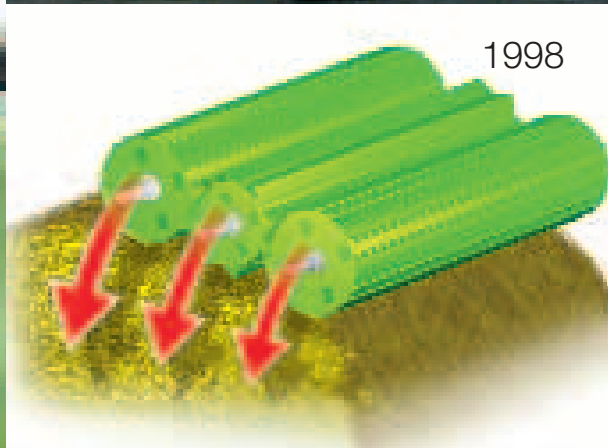
1988  
Conversion to the ROLLANT series 66, 46, 44 S and 42.



1990  
Introduction of the special ROLLANT 46 silage baler.

1992  
Introduction of the ROTO CUT chopping system in the ROLLANT 46 RC.

1995  
ROLLANT number 55,555 is on display as a special model at Agritechnica.



1998  
Introduction of the ROLLANT 250/250 RF/250 RC with MPS baling chamber / first round baler with fully automatic tailgate ROLLANT 250 RC COMFORT.

2000  
ROLLANT 250 RC bale / wrapper combination UNIWRAP.

2002  
Introduction of the ROLLANT 255 RC and the ROLLANT 240 / Introduction of the QUADRANT 2100 / 2100 RC.



2006  
The 80,000th ROLLANT round baler leaves the assembly line in Metz.

2007  
Introduction of the 300 series / complete conversion of all ROLLANT balers to Isobus-compatible control system with new control terminals / new, optimised MPS.

# Tradition and modernity – The formula for success.





State-of-the-art production technology  
in a traditional company.

With an annual production of over 4,000 balers, the CLAAS factory in Metz is the largest baler factory in Europe today. With a strong team of experienced system builders and young engineers, we work continuously to find new solutions for markets all over the world.

Unlike many other companies, CLAAS manufactures critical core components itself. Responsibility for the production of baler rollers, frame welding, chopper rotor and knotter production, for example, thus lies fully with CLAAS, guaranteeing the highest standards of quality.


The high degree of automation ensures precision manufacturing. In-house manufacture and timely flow of parts into the ongoing baler production process ensure a perfect finished product.





State-of-the-art production technology

Innovation, performance  
and reliability.





CLAAS silage balers are the pacemakers in the grass harvest. The trend away from hay crops, with all the inherent weather risks, towards more efficient, round bale silage, has been influenced strongly by innovations from CLAAS. When it comes to silage baling, high compaction, reliability, optimal cutting quality and exceptional user-friendliness are the decisive factors.

Within the CLAAS baler range you will find the ideal machine for every farm and every crop – from the entry-level ROLLANT 340 to the all-purpose VARIANT 385 RC.

## Heavy Duty from CLAAS.

Moreover, the ROLLANT models 354 and 355 were equipped with the new heavy-duty drive concept. Drive gearbox, drive chains, cutting system and guards are designed for the hardest uses and highest loads.

- Powerful rotor with 4 tine rows made of 8 mm boron steel for optimum crop intake
- HD drives for the most difficult crop conditions
- HD main gearbox for increased throughput
- HD long-life chains with 1 1/4 inches
- HD cutterbar with 16 knives made of double tempered steel and dual knife guard
- Robust frame for maximum loads

All heavy-duty components stand for high reliability and a long service life - regardless of how much you expect of your new ROLLANT in everyday operation.



Ball-head attachment.  
As an option, the ROLLANT 355 and 355 UNIWRAP can also be equipped with a ball-head attachment.

UNIWRAP  
Concept




## We have good news for you.

Not only is the design new, but also the many details which make up the whole:

- The new MPS generation.
- On ROLLANT 355 RC UNIWRAP a back-up wrapping function uses the rotational speed of the table to finish the bale wrapping cycle with only one film roll.
- CLAAS Medium Terminal (CMT) for ROLLANT 354 / ROLLANT 354 RC and for ROLLANT 355 RC optionally available on the CLAAS COMMUNICATOR for added working convenience.
- On CLAAS COMMUNICATOR acoustic warning signal in case of faulty bale tying.
- ISOBUS-compatible control system.
- Load Sensing.
- As an option: three different brake systems (depending on country specification) for ROLLANT 354 and 355, for ROLLANT 355 RC UNIWRAP Standard: pneumatic, hydraulic or active hydraulic brake system.
- Spotlight.



Every ROLLANT can be activated via the new ISOBUS module and therefore can be operated from any Isobus-compatible terminal.



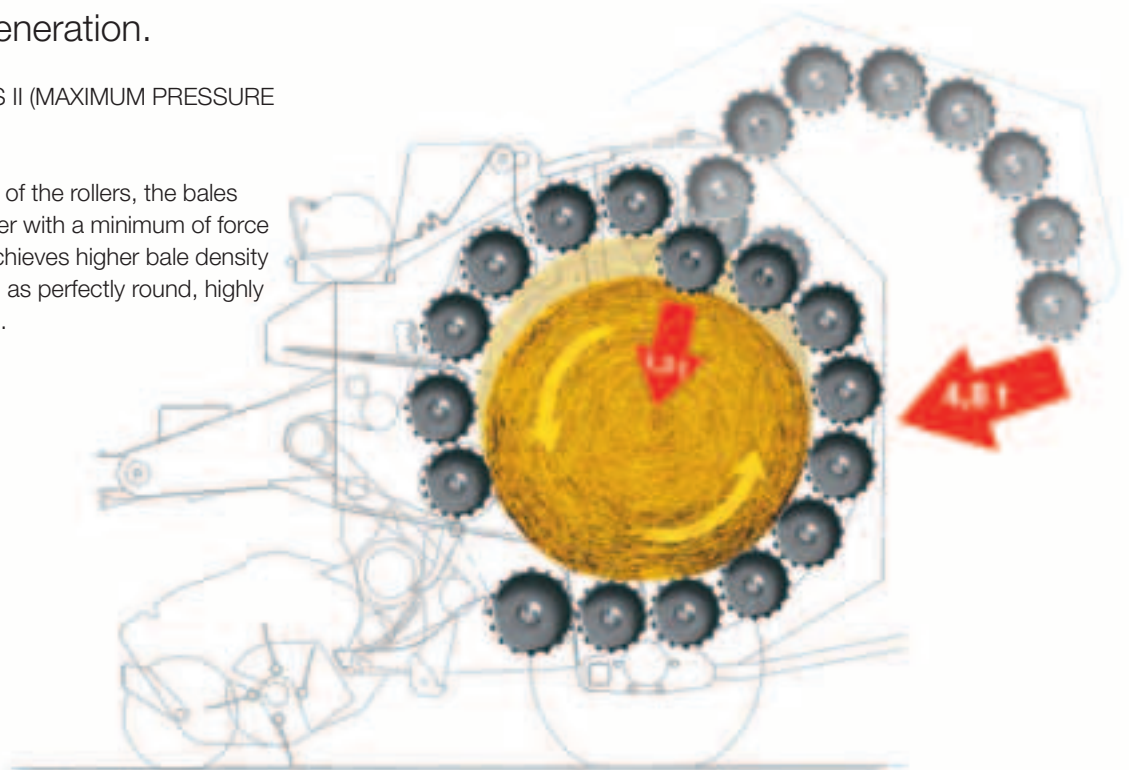
# Making good even better.



## MPS II - The new generation.

Revised for you - the new MPS II (MAXIMUM PRESSURE SYSTEM).

Due to the bow-shaped layout of the rollers, the bales rotate inside the baling chamber with a minimum of force application. The new MPS II achieves higher bale density with less tractor power, as well as perfectly round, highly compacted and storable bales.



With up to 1.3 t MPS II pressure for highly compacted cores and 20% more closing pressure, i.e. 4.8 t pressure for bale compaction, the ROLLANT delivers perfectly compacted bales.



MPS II  
New products

# The core component of the ROLLANT 355: the MPS rolling chamber.

## Rugged design equals reliability.

Silage baling is particularly demanding on the baler. The forage has to be compressed into highly dense packages at top speed. The sixteen steel roller design of the CLAAS baling chamber has proven to be the ideal design for achieving this objective. The ROLLANT system, with its freely rotating steel rollers and profiled surfaces, comes into its own in the damp and rough conditions typical of the silage harvest. The real strength of the CLAAS rollers is concealed inside: up to eight reinforcement plates for absolute reliability.




MPS II – For better compaction.  
The MAXIMUM PRESSURE SYSTEM II allows the ROLLANT to achieve higher bale density by increasing the degree of core compaction.



Performance from the start: 2.10 m working width and suspended feeler wheels rake even the widest swaths clean and without any soiling of the fodder.

Perfect unity: the combination of double roller crop press and integrated baffle plate ensures an acceleration of crop flow and optimal compaction. This increases the intake capacity again.



Continuously adjustable baling pressure. The right bale density for sifferent crops is set independently by adjusting the hand wheel.

Baling chamber



## The ROLLANT 354 - it keeps on rolling.

The ROLLANT 354 is your first step to professional harvesting. The heavy-duty concept so successful on the ROLLANT 355 also makes the 354 ideal for for baling silage. The ROLLANT 354 features a heavy duty cutting system with 8 mm cutting rotor and heavy duty drives.

As the ROLLANT 354 does not have the MPS compaction system, compaction pressure is not built up until the bale reaches its full diameter. The result is a large soft core, and this allows damp hay in particular to "breathe" after it is baled. The compaction pressure is continuously variable and the hydraulic rotor reversing unit can be controlled from the comfort of the driver's seat.



# Guaranteed faster.



## Safely underway.

For all those who wish to cover long stretches of road between the fields safely, who also use small tractors on hilly terrain or who simply wish to adjust the permissible driving speed of the ROLLANT 354 and ROLLANT 355 to their tractor, CLAAS has two different brake systems on offer, depending on country conditions: the pneumatic brake system and the hydraulic brake system.



Included in all brake systems:  
the easy-to-handle parking brake.

ROLLANT 354  
Brakes

# ROTO CUT – 16 blades for a better and cleaner cut.

The CLAAS ROTO CUT system is synonymous with top rate silage quality. Properly chopped silage can be packed more densely in the bale, enhancing lactic acid fermentation.

## Proven in the field.

The 16-blade cutting rotor is geared for maximum throughput. The crop is fed accurately over the knife bed by the helical rotor blades, reaching a cutting frequency of over 8000 chops per minute, creating precision chopping and maximum throughput. The CLAAS stripper design keeps the area between and inside the tine blades clean and thus ensures maximum operating reliability in all grass harvesting conditions.



The double tempered steel rotor teeth are much more aggressive and have a much longer service life.






## ROTO REVERSE – the built-in reversing unit.

The reverser is powered hydraulically and comes into its own in non-stop operation at the output limit. If a blockage occurs, the driver can quickly reverse the rotor from the cab and clear the obstruction. The stripper is protected by a hydraulic latch that reverses in 90° steps.

The CLAAS ROTO REVERSE reversing unit clears blockages in the intake area in seconds.



Blockages cleared in seconds.  
The CLAAS ROTO REVERSE reversing unit clears blockages in the intake area in seconds.



ROTO CUT  
ROTO REVERSE



### The right amount of pressure.

Even at low pressure, the hydraulic cylinders are able to achieve a high bale density, thus preventing the hydraulic system from becoming damaged and keeping mechanical wear to a minimum.

### Automatic chain lubrication.

The lubricator supplies enough oil for even the longest of working days.

### New central grease unit.

Three central grease distributors keep the roller bearings constantly lubricated. On request, this function can be carried out by the new central grease unit (option).

### Heavy duty equipment.

Heavy-duty drives ensure operating reliability and long service life.



# Heavy Duty for professional silage.




Drive

# Ease of use redefined: CLAAS Medium Terminal or CLAAS COMMUNICATOR.

## The CLAAS Medium Terminal.

Changes of driver and changing harvesting conditions are the norm during harvesting periods. With the CLAAS Medium Terminal (CMT), you can program the baler according to the harvesting conditions prior to use. First, you can use the CMT to set all the main functions. Select the type of tying - net wrap or twine - and set the automatic tying start function to suit your requirements. You also have the option of initiating the tying operation manually, for example if swath is left over. Second, the CMT lets you control, with a very high level of precision, all the operations taking place behind the tractor during the baling and tying processes. Moreover, the terminal provides you with exact information on the number of bales made per day, the total number of bales and the aggregate time in hours.



Another convenience is the optional camera available through our Parts Service. It enables the driver to monitor the wrapping process from the comfort of his seat.



## Everything perfectly under control.

ROLLANT 355 RC COMFORT and 355 RC UNIWRAP are equipped with the CLAAS COMMUNICATOR. With its large display, the clearly laid-out terminal keeps you constantly informed about the machine's operational status.

What is more, you can access any of the five menus at all times and change the main set-up parameters very quickly using only one hand. Functions include binding, open tailgate, eject bales, close tailgate - the CLAAS COMMUNICATOR can manage all these processes.



**CLAAS COMMUNICATOR.**  
Operating menu: monitor all machine functions.

**Setting menu.**  
Setting the number of the net and twine wrapping as well as the automatic settings of knife cleaning, automatic tailgate opening, tying and readjustment of the hydraulic baling pressure.

**Operating menu.**  
20 job lists contain information about results, e.g. number of bales, hours worked, number of bales produced with ROTO CUT as well as amount of netting or twine used.



Baling at any time of the day. With the optional spotlight, working in the dark is no problem.

CLAAS  
COMMUNICATOR



## Top-quality bales deserve nothing less.


Twine or net – ROLLANT gives you the choice. The ROLLATEX net wrapping system saves precious time as bale tying is fully automated and only takes a matter of seconds. The fully adjustable net guidance system allows the net to be applied tightly along the entire width of the bale, and firmly binds the edges as well.

## Variable number of turns.

You can perfectly adjust the number of wraps to any crop within a large area via the control panel directly from the cab - meeting your customers' wishes any time.



# Automatic tying - best results every time.



## Plenty in reserve.

Up to 12 rolls of twine can be stored on the ROLLANT - enough wrapping material for a long working day.

## Economy version.

Twine wrapping is the classic method used by many farms. Twine is even cheaper than net.

Use ORIGINAL CLAAS ROLLATEX PRO net for top-quality tying. It ensures maximum operating reliability and optimum edge coverage.

Automatic tying

# CLAAS UNIWRAP – A perfect combination.



## Baling continues during wrapping.

The big advantage of the UNIWRAP is simultaneous baling and wrapping. One driver carries out two jobs simultaneously and simply has to concentrate on the baling function. The CLAAS high performance wrapper unit covers the bale with six layers of stretch film in just 35 seconds. After this very brief wrapping cycle, the wrapping table is lowered without stopping and then the bale is dropped gently onto the field. When crossing slopes, the bale can be dropped where convenient whilst the next bale is being made.



## Efficient bale transfer.

The UNIWRAP baler / wrapper combination is a compact unit allowing for the rapid and reliable transfer of the bale from front to back. The bale is transferred to the wrapper without touching the ground using an articulating transfer arm. Laterally mounted plates centre the bale accurately at this stage, even on sloping fields. The transfer arm then raises the bale onto the wrapping table, where it is guided by four large rollers.





## Bale twister.

With the new bale twister, wrapped bales can be placed on their ends. This minimises the damage from hard stubble as the bale faces have far more plastic.

For transport the bale twister is simply raised hydraulically (option), so the overall length of the UNIWRAP remains the same during transportation on the road.






## Save time.

Time is always at a premium in the grass harvest, especially when contracting. The UNIW RAP combination saves a lot of time and money by eliminating the need for a second tractor and driver for a separate wrapper and it also makes it easier to plan the job schedule.

## The results are impressive.

The small clearance between the rotor strippers and the individual tines of the ROLLANT ROTO CUT and the high cutting frequency guarantee optimum cutting quality. Rock-hard, highly compacted silage bales are the result.

CLAAS silage Stretch Film is available in different versions.





# Convincing speed.

Valuable working time saved:

Conventional:

5 hours baling

5 hours wrapping

UNIWRAP:

5.5 hours baling + wrapping

(Example of number of man hours needed for 200 silage bales)



Working time saved

# For maximum wrapping performance.



## Perfectly stretch-wrapped.

NEW as an option: the film is now prestretched with 82% overlap, reducing film costs by up to 15%. The adhesive effect is fully used to wrap the bale airtight. Incidentally, this also increases film supply and reduces handling costs.

## Unbeatable wrapping performance.

CLAAS has designed the UNIWRAP with twin 750 mm wrapping arms. This enables the bale to be stretch-wrapped with six layers of stretch film and a 52 % overlap in a mere 35 seconds. This high speed means that the wrapper always finishes its job before the next bale is ready. The ROLLANT can continue at full speed despite the wrapping process.

## Hillside operation.

The bale is rotated gently on the wrapping table whilst the two wrapping arms circle the bale rapidly. This means that the bale is kept steady when crossing slopes and the film is applied evenly over the whole bale. With four lateral

### Back-up wrapping function.

If either of the two rolls of film runs out before the wrapping cycle is complete, the unfinished bale is carefully finishwrapped at half speed using the other film roll.



guide rollers and a large guide roller at the rear, the Profi wrapping table is designed for high performance operation with perfect functioning over hillsides.

## Baling without wrapping.

The UNIWRAP is quickly transformed into a bale accumulator.



## Comprehensive monitoring.

Each of the two tensioning arms is equipped with a sensor to monitor correct operation. If the film tears, the wrapping process is halted immediately the driver is informed.

## The wrapper control unit.

The number of layers of stretch film, manual control or mode selection is carried out with the wrapper control unit. The baling and wrapping mode can be altered to baling only, turning the UNIWRAP into a bale accumulator.



The high guide plates and the guide rollers ensure that the bales remain securely positioned on the wrapping table even when working on slopes.

UNIWRAP  
Concept



Whoever does his best every day,  
also deserves the best service.

The FIRST CLAAS SERVICE® teams can always be counted on for professionalism and reliability. Working round the clock, CLAAS importers and sales partners ensure optimum spare parts supply and reliable customer service world-wide.


We are there for you, wherever you are.

You can rest assured that we can supply your business with the necessary spare parts at any time and not only that, but with ORIGINAL CLAAS parts which are set apart by the highest material quality, best function and long service life.

Our central spare parts warehouse delivers all ORIGINAL CLAAS parts quickly and reliably all over the world. The extensive network of CLAAS partners ensures that they reach their destination as quickly as possible wherever you happen to be.

We are speaking the same language.

CLAAS sales partners are some of the world's most efficient agricultural machinery companies. Not only are they excellently trained and equipped with specialist tools, but they also have intimate knowledge of the workings of your farm and your expectations regarding competence and reliability.



# ROLLANT.

|                                                | <b>ROLLANT<br/>354 RF</b>             | <b>ROLLANT<br/>354 RC</b>             | <b>ROLLANT<br/>355 RC</b>             | <b>ROLLANT<br/>355 RC<br/>COMFORT</b> | <b>ROLLANT<br/>355 RC<br/>UNIWRAP</b> |
|------------------------------------------------|---------------------------------------|---------------------------------------|---------------------------------------|---------------------------------------|---------------------------------------|
| Pick-up widths                                 | 1.85 m/2.10 m                         | 1.85 m/2.10 m                         | 2.10 m                                | 2.10 m                                | 2.10 m                                |
| Guide wheels, castor                           | •                                     | •                                     | •                                     | •                                     | •                                     |
| Roller crop press                              | ○                                     | •                                     | •                                     | •                                     | •                                     |
| Feed system                                    | Heavy Duty<br>Feed rotor              | ROTO CUT                              | ROTO CUT                              | ROTO CUT                              | ROTO CUT                              |
| No. of blades                                  | –                                     | 16                                    | 16                                    | 16                                    | 16                                    |
| ROTO REVERSE                                   | ○                                     | ○                                     | ○                                     | •                                     | •                                     |
| No. of compaction rollers                      | 16                                    | 16                                    | 16                                    | 16                                    | 16                                    |
| Baling chamber diameter                        | 1.25 m                                | 1.25 m                                | 1.25 m                                | 1.25 m                                | 1.25 m                                |
| Width                                          | 1.20 m                                | 1.20 m                                | 1.20 m                                | 1.20 m                                | 1.20 m                                |
| Bale ejector                                   | yes                                   | yes                                   | yes                                   | yes                                   | no                                    |
| Automatic chain lubrication                    | •                                     | •                                     | •                                     | •                                     | •                                     |
| Automat. central lubrication of baler bearings | ○                                     | ○                                     | ○                                     | ○                                     | •                                     |
| Pneumatic brake system*                        | ○                                     | ○                                     | ○                                     | ○                                     | •                                     |
| Hydraulic brake system*                        | ○                                     | ○                                     | ○                                     | ○                                     | •                                     |
| Active hydraulic brake system*                 | ○                                     | ○                                     | ○                                     | ○                                     | •                                     |
| Film stretcher                                 | –                                     | –                                     | –                                     | –                                     | 2 x 750 mm                            |
| Film stock                                     | –                                     | –                                     | –                                     | –                                     | 12 rolls                              |
| Overlap                                        | –                                     | –                                     | –                                     | –                                     | 52 %                                  |
| Prestretching                                  | –                                     | –                                     | –                                     | –                                     | 67 % (82 % optional)                  |
| Tyres                                          | 15.0/55-17 10 PR                      | 15.0/55-17 10 PR                      | 15.0/55-17 10 PR                      | 15.0/55-17 10 PR                      | 560/45-22.5 8 PR                      |
| Optional                                       | 19.0/45-17 10 PR<br>500/45-22.5 12 PR | 19.0/45-17 10 PR<br>500/45-22.5 12 PR | 19.0/45-17 10 PR<br>500/45-22.5 12 PR | 19.0/45-17 10 PR<br>500/45-22.5 12 PR |                                       |
| Length                                         | 4.72 m                                | 4.72 m                                | 4.72 m                                | 4.72 m                                | 6,69 m                                |
| Width                                          | 2.33 – 2.77 m                         | 2.33 – 2.77 m                         | 2.33 – 2.77 m                         | 2.58 – 2.77 m                         | 2.83 m                                |
| Height                                         | 2.31 m                                | 2.31 m                                | 2.31 m                                | 2.31 m                                | 2.83 m                                |
| Operation                                      | CMT                                   | CMT                                   | CMT or<br>CLAAS<br>COMMUNICATOR       | CLAAS<br>COMMUNICATOR                 | CLAAS<br>COMMUNICATOR                 |

Optional: Load Sensing, spotlight, ISOBUS cable

\* depending on country specification

- Standard
- Optional

CLAAS continually strives to adapt its products to meet practical requirements. Thus, all products are subject to changes. All descriptions and specifications in this brochure should be considered as approximate and may include optional equipment that is not part of the standard specifications. This brochure is designed for worldwide use. Please refer to your nearest CLAAS dealer and their price list for local specification details. Some protective panels may have been removed for photographic purposes in order to present the function clearly. Never remove these protective panels yourself, to avoid any risk of danger. In this respect, please refer to the relevant instructions in the operator's manual.

CLAAS KGaA mbH  
Postfach 1163  
33426 Harsewinkel  
Deutschland  
Tel. +49 (0)52 47 12-0  
claas.com

08/08 (DC) englisch 20/000 247 761.8

